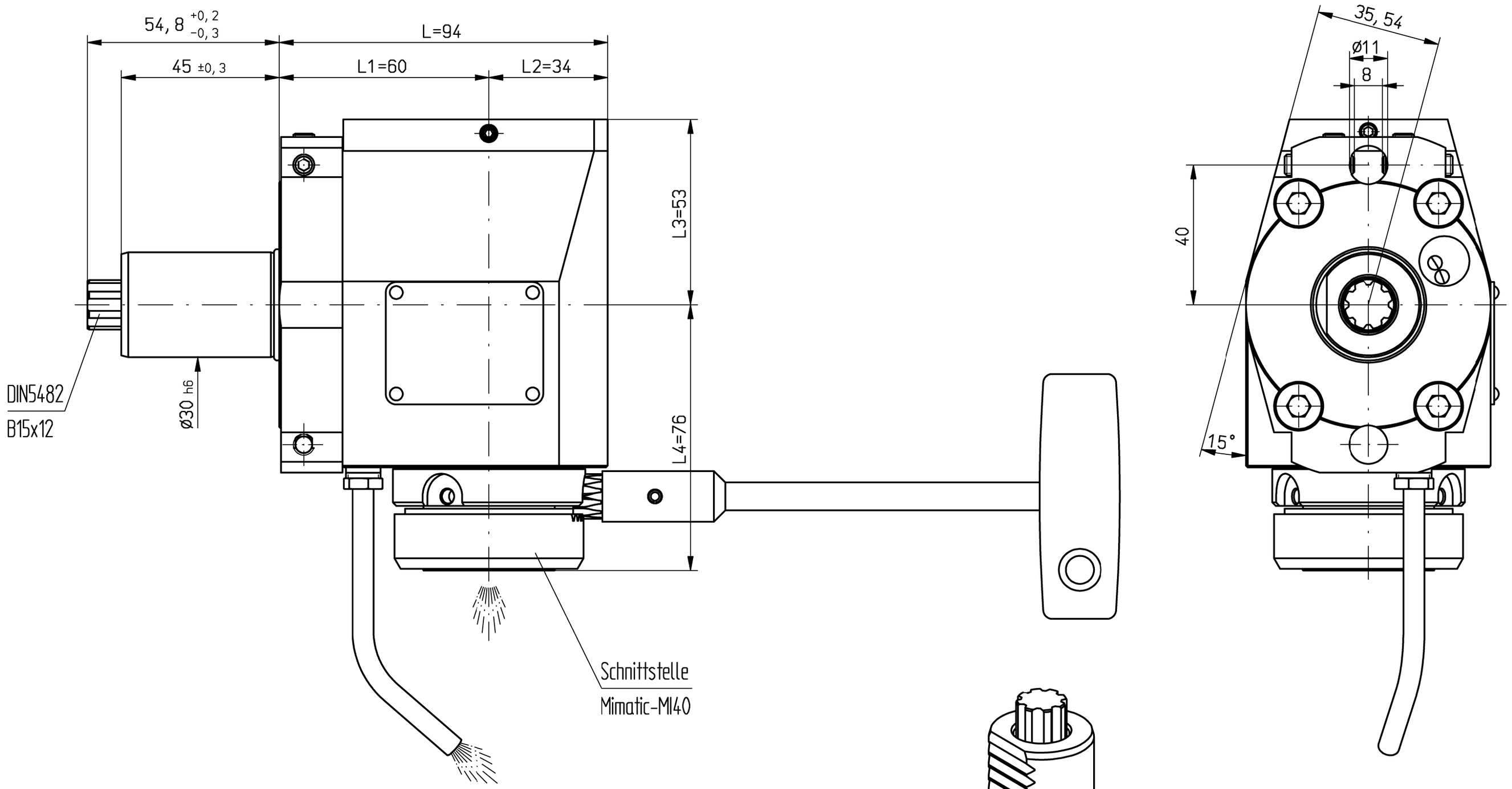

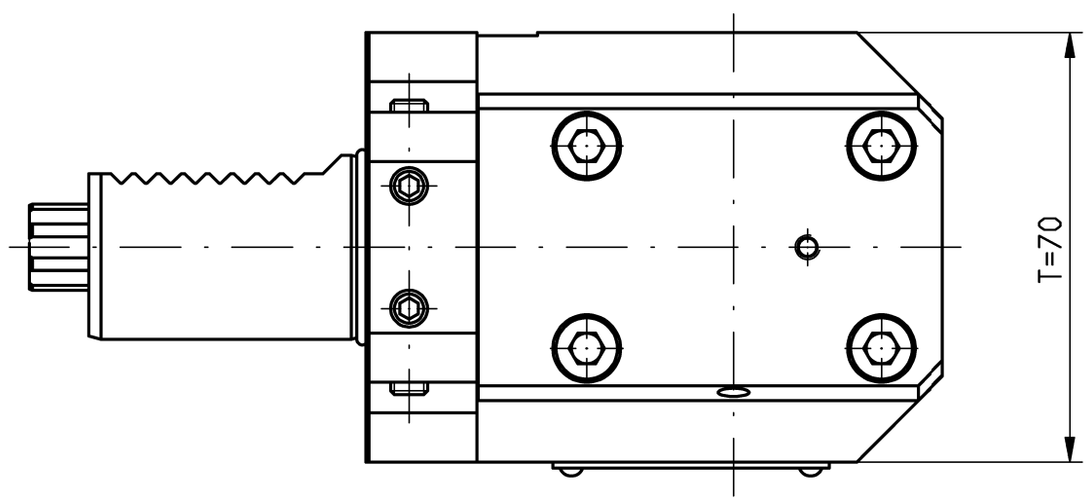

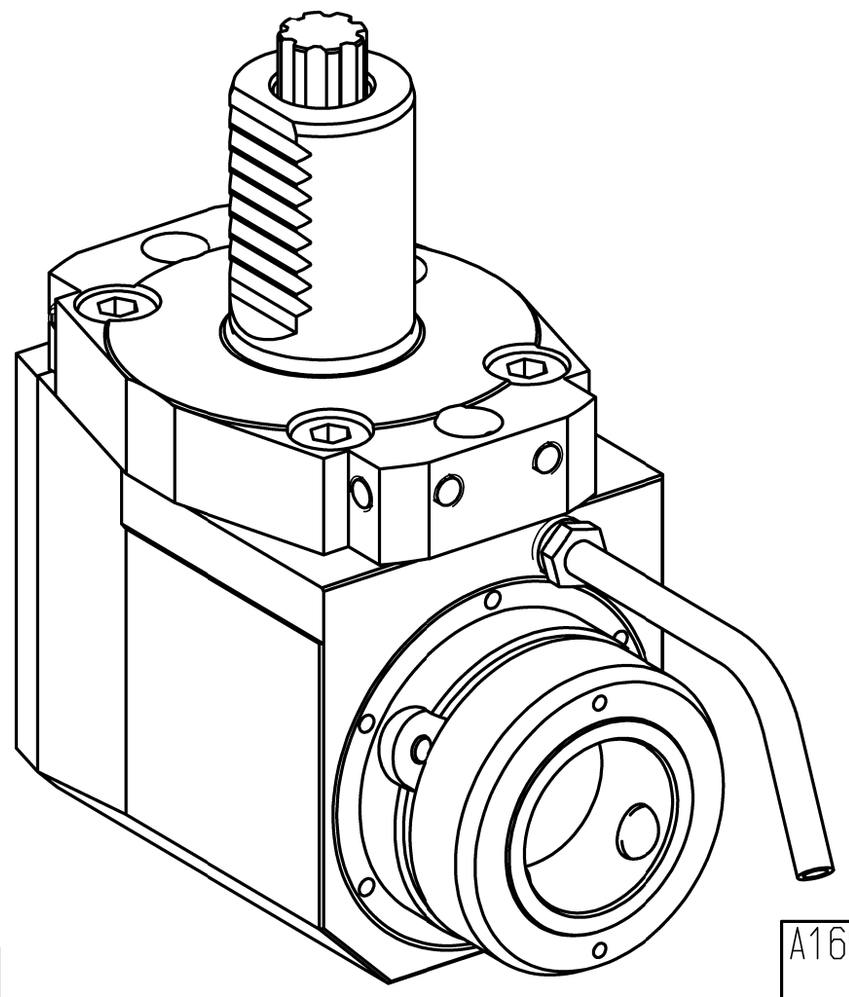

n1(max) = 6500 U/min
n2(max) = 6500 U/min
M (max) = 25 Nm
i(n1/n2) = 1 : 1
p(max) = 25bar

Drehrichtungsumkehr
direction of rotation reversal

Kühlmittelzufuhr i.K. durch die Spindel
und e.K. über Spritzrohr
internal coolant supply through the spindle
and external coolant supply through pipes

Gewicht ca. 4,5kg
weight around 4,5kg

Kopf 180° gedreht montierbar
head 180° adjusted mountable

Only for information !

When one change, the drawing does not interchange

It is strictly prohibited to copy, reproduce or develop these drawings to third persons without having our written permission. A copyright violation involves a claim for damages and is indictable if it is premediative done.
Fa. mimatic GmbH

A169181	ID-Nr.	Allg.Tol. ISO 2768-m 11.07.2016	ZWN-BL
manuelle Änderung			
		Datum	Name
		Bearb. 24.11.2008	Gessner
		Gepr. 11.07.2016	Holzheu
		F/M/Q	
		CAD: C:00125744.SZA	
		Zeichnungs-Nr.: 00032478	
01 Standard 2016	23.06.2016	Schma	
Zust. Änderung	Datum	Name	Urspr. 00006131

Maßstab 1:1

Werkstoff: Maßblatt

mimatic® Tool Systems
mimatic GmbH 87488 Betzigau – Westendstraße 3
Tel.: 0831/57444-0 Fax.: -90

AGW-SA-C-30-5482-MI40-I
L1=60 i=1:1 S=45 Rechts

Blatt Bl.

Ers. f.: Ers. d.: Plotserver