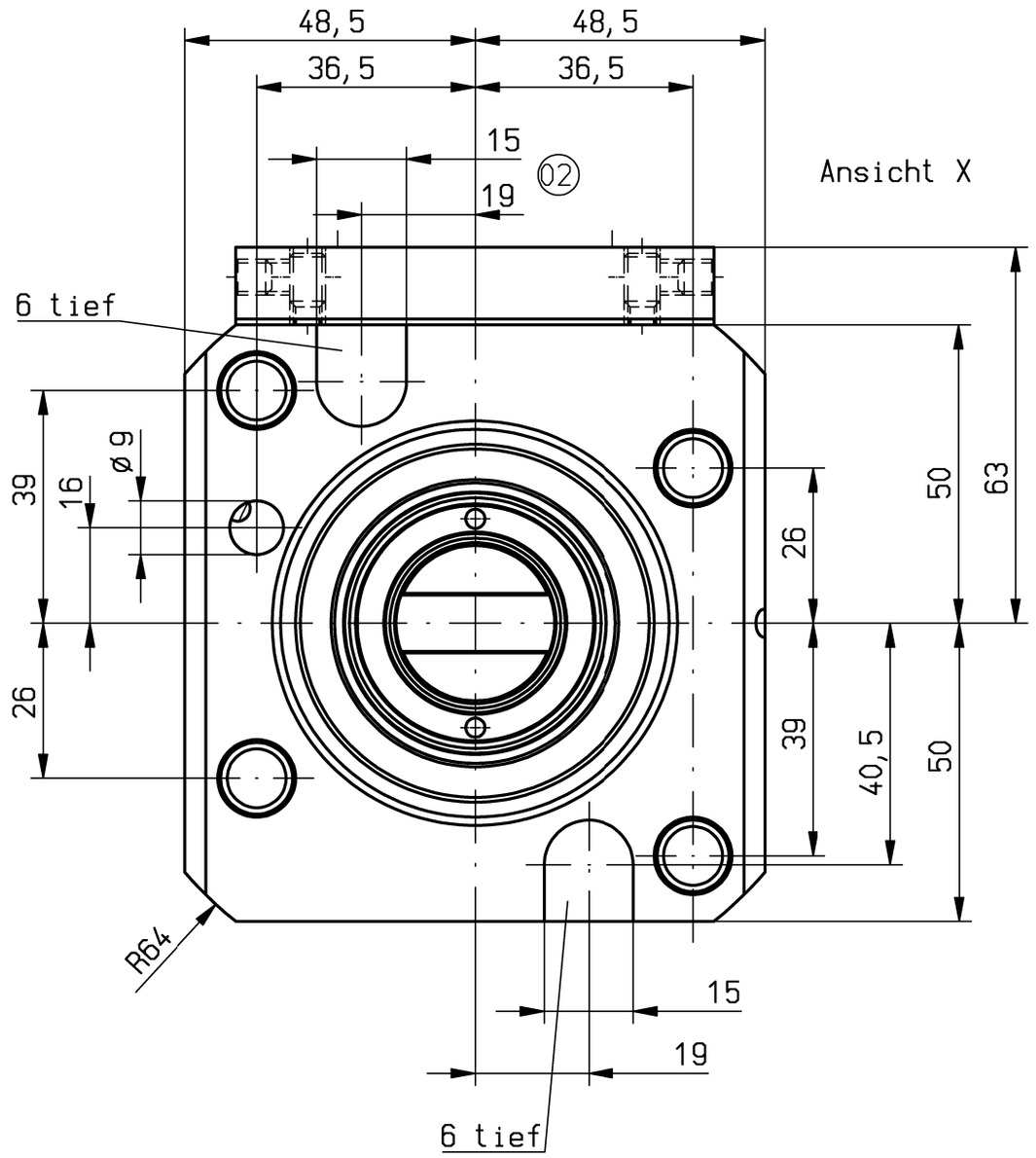

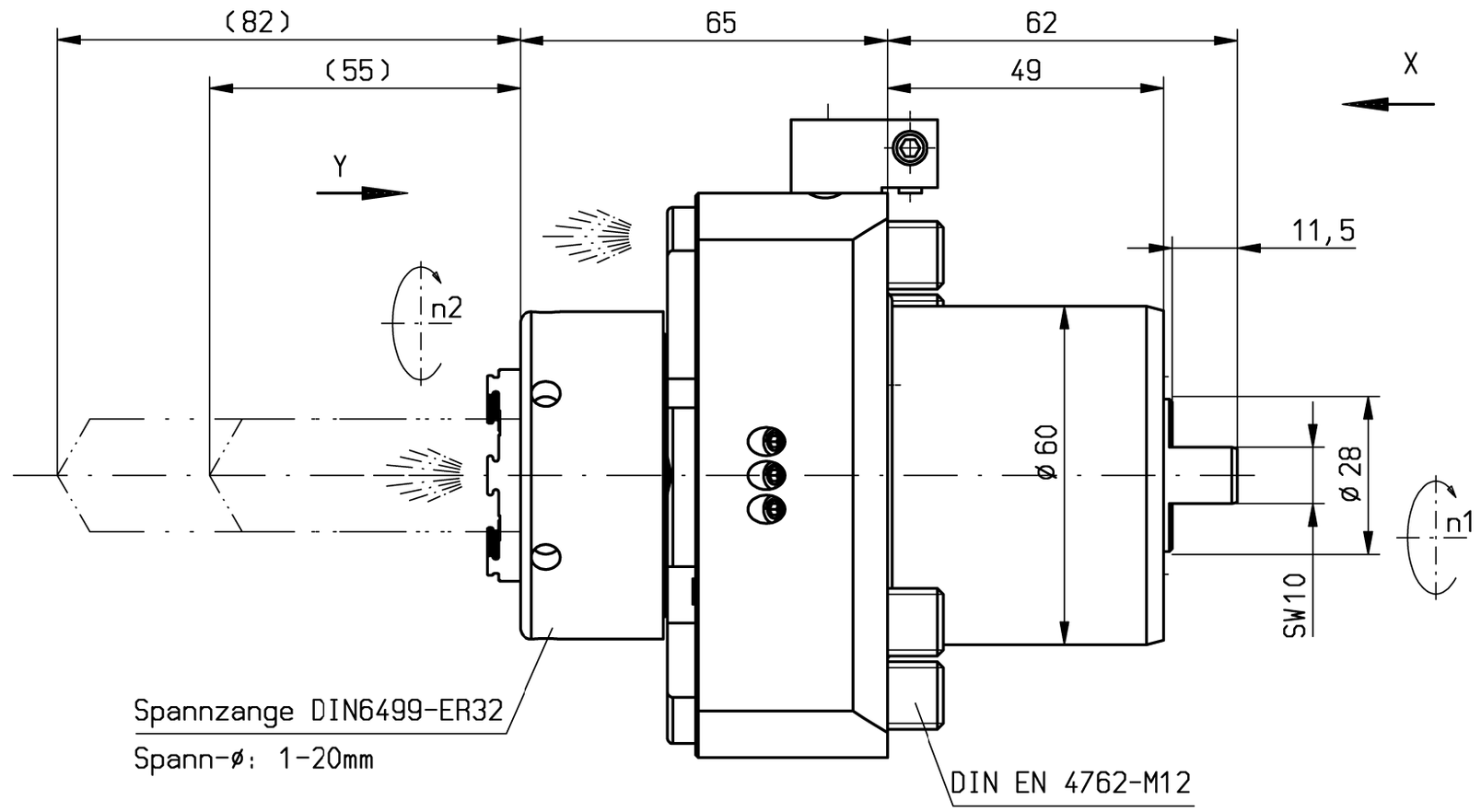

Ansicht Y

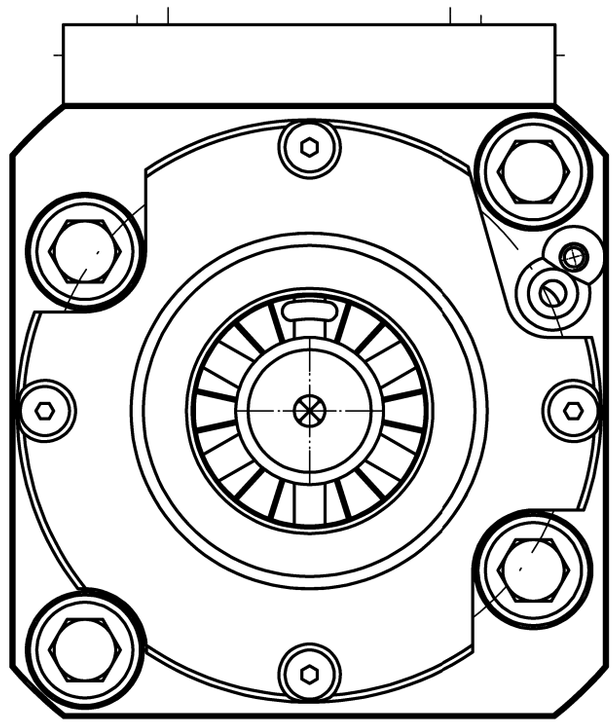

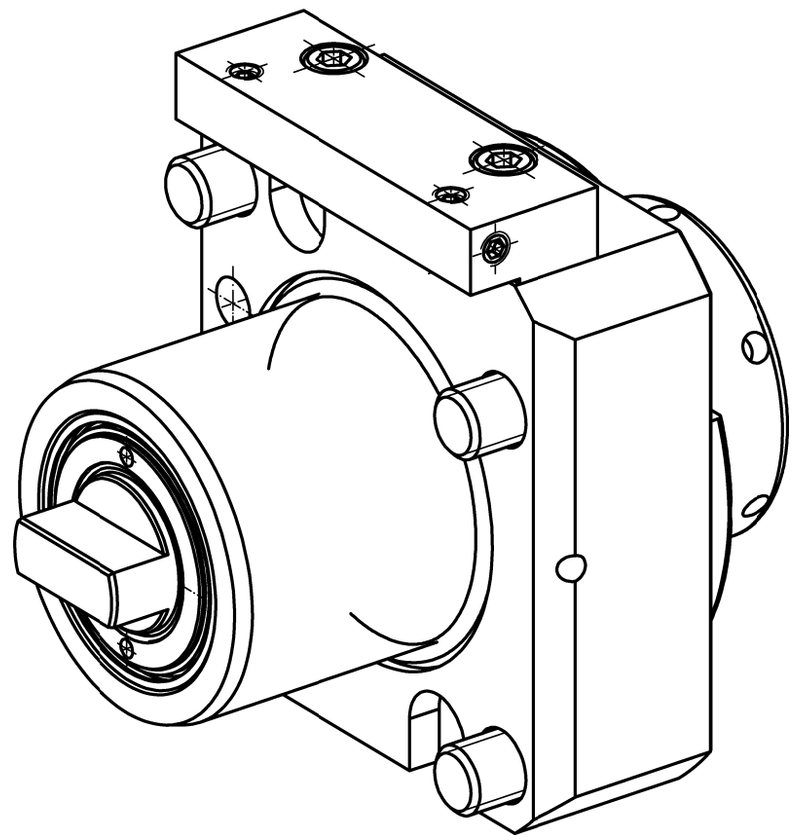

Trockenlauf bei ausreichender Abkühlphase konstant möglich.
keine Druckluft im Kühlmittel-System zulässig
Max. Werkzeugtemperatur 90°C
continuous dry run possible with sufficient cooling phase.
no compressed air allowed in the cooling-system
Max. tool temperature 90°C.

n1(max) = 6000 U/min
n2(max) = 6000 U/min
M (max) = 80 Nm
i(n1/n2) = 1 : 1
p(max) = 70bar

Filterfeinheit: 0,05mm
grade of filtration: 0,05mm

keine Drehrichtungsumkehr
direction of rotation not reversal

Kühlmittelzufuhr i.K. durch die Spindel
und e.K. über Spritzdüse

internal coolant supply through the spindle
and external coolant supply through nozzles

Gewicht ca. 4kg
weight around 4kg

A167718			ID-Nr.	Allg. Tol.	ZWN-BL	Maßstab 1:1	215378
A167718				ISO 2768-mK		Werkstoff:	
	manuelle Änderung			22.10.2024		Maßblatt	
					Datum / Name	mimatic® Tool Systems	
				Bearb.	05.06.2008 Kropp		
				Gepr.	15.01.2010 Holzheu		
				F/M/Q		mimatic GmbH 87488 Betzigau – Westendstraße 3	
				CAD: C:00065297.SZA		Tel.: 0831/57444-0 Fax.: -90	
				Zeichnungs-Nr.:		AGW-OK-A-60-ER32-I	Blatt
02	2. Nut dazu	15.01.2010	Holzh	00030496			Bl.
01	Zng. geä. nach ZB	30.09.2009	Gessn				
Zust.	Änderung	Datum	Name	Urspr. 00030460		Ers. f.:	Ers. d.: Plotserver

It is strictly prohibited to copy, reproduce or develop these drawings to third persons without having our written permission. A copyright violation involves a claim for damages and is indictable if it is premediative done. - Only for Information. Will not be replaced if changed!